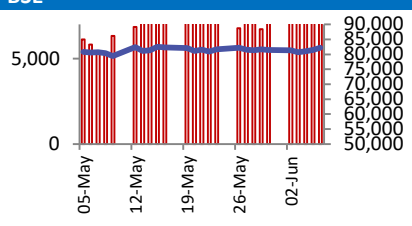
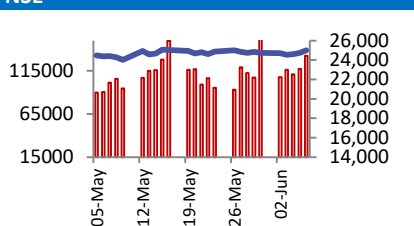


| BSE | | NSE | | | |
|---|--------------------|-------|--|--------------------|--------|
|  | Open | 81434 |  | Open | 24749 |
| | High | 82300 | | High | 25030 |
| | Low | 81140 | | Low | 24671 |
| | Close | 82189 | | Close | 25003 |
| | Change | 747 | | Change | 252 |
| | Volume (Lacs) | 10207 | | Volume(Lacs) | 44492 |
| | Turnover (Rs.inCr) | 8880 | | Turnover(Rs.in Cr) | 132541 |

| World Markets | Current | Previous | Pt. Chg | Var(%) |
|-------------------|---------|----------|---------|--------|
| Dow | 42763 | 42320 | 443 | 1.0% |
| Dow Futures | 42752 | 42809 | (57) | -0.1% |
| Nasdaq | 19530 | 19298 | 232 | 1.2% |
| FTSE | 8838 | 8811 | 27 | 0.3% |
| Nikkei | 38137 | 37742 | 395 | 1.0% |
| Hang Seng | 24115 | 23793 | 323 | 1.4% |
| Gift Nifty | 25174 | 25098 | 76 | 0.3% |
| Straits Singapore | 3942 | 3934 | 8 | 0.2% |
| South Korea | 2866 | 2812 | 54 | 1.9% |
| Taiwan | 21776 | 21661 | 115 | 0.5% |
| Shanghai | 3398 | 3385 | 12 | 0.4% |

| Commodity Prices | Current | Previous | Pt. Chg | Var(%) |
|----------------------|---------|----------|---------|--------|
| Copper (\$/MT) | 9693 | 9740 | (47) | -0.5% |
| Alumin (\$/MT) | 2451 | 2478 | (28) | -1.1% |
| Zinc (\$/MT) | 2666 | 2686 | (20) | -0.7% |
| Brent Crude (\$/bbl) | 66 | 66 | (0) | -0.1% |
| Gold (\$/Ounce) | 3306 | 3310 | (4) | -0.1% |
| Silver (\$/Ounce) | 36 | 36 | 0 | 0.1% |
| Light Crude (\$/bbl) | 65 | 65 | (0) | 0.0% |
| N G (\$/mmbtu) | 4 | 4 | (0) | -1.2% |
| Sugar (\$/MT) | 465 | 463 | 2 | 0.4% |
| Rubber (Rs./kg) | 197 | 197 | 0 | 0.0% |
| Baltic Dry Index | 1633 | 1626 | 7 | 0.4% |

| Currency Exchange Rate | Current | Previous | Var(%) |
|------------------------|---------|----------|--------|
| Rs./ \$ rate | 85.64 | 85.80 | -0.18% |
| Rs./ Euro | 97.80 | 97.98 | -0.19% |
| Rs./Chinese Yuan | 11.92 | 11.91 | 0.09% |
| Yen / \$ rate | 144.47 | 144.85 | -0.26% |
| \$ US/Euro | 1.14 | 1.14 | 0.19% |

| Dollar Index | Current | Previous | Var(%) |
|--------------|---------|----------|--------|
| Dollar Index | 98.98 | 99.19 | -0.21% |

| Support/ Resistance Levels for Today | | |
|--------------------------------------|-------|----------------|
| | Nifty | Bank Nifty Fut |
| Support 1 | 24870 | 56500 |
| Support 2 | 24800 | 56270 |
| Resistance | 25070 | 57000 |

| Securities in Ban For Trade | |
|-----------------------------|------------|
| MANAPPURAM | ABFRL |
| CHAMBLFERT | HINDCOPPER |

Market Review

US: Stocks closed at their highest levels since February as bond yields rose on stronger-than-expected jobs data, easing fears of an imminent economic slowdown.

Asia: Asian stocks opened higher on Monday as the United States and China prepared to resume trade negotiations, while encouraging jobs data from the world's largest economy helped ease concerns about a potential recession.

India: India's benchmark equity indices closed higher for third straight session on Friday, after the Reserve Bank of India Monetary Policy Committee slashed the key lending rate by 50 basis point to bring it to 5.5%. **Markets is expected to open on a gap up note and likely to witness positive move during the day.**

Global Economy Chinese consumer price index inflation eased for a fourth straight month in May, while producer inflation fell by its sharpest pace in nearly two years as the country continued to grapple with a bitter trade war with the U.S. CPI inflation fell 0.1% year-on-year in May, in line with forecasts and following a similar decline in the previous month, government data showed on Monday. Month-on-month CPI fell 0.2%, compared to a 0.1% rise last month.

Japan's economy contracted slightly less than initially estimated in the first quarter amid stagnant consumer spending and falling exports due to tariff-induced trade woes. Gross domestic product fell 0.2% year-on-year in the three months to March 31, better than preliminary estimates of a 0.7% drop, government data showed on Monday. However, the reading marked a sharp reversal from the 2.4% growth recorded in the previous quarter.

Commodities: Oil prices held on to last week's gains early on Monday as investors waited for U.S.-China trade talks to be held in London later in the day.

Gold prices fell on Monday as a stronger-than-expected U.S. jobs report cooled expectations of interest rate cuts from the Federal Reserve, while optimism over easing trade tensions between U.S.-China weighed on the bullion's safe-haven demand.

Currency: The dollar held steady against all major currencies on Monday, as exuberance over an upbeat U.S. employment report gave way to caution ahead of pivotal U.S.-China trade talks set to take place in London later in the day.

FII Derivative Transactions (Rs. Cr)

| Contracts | Purchase | | Sell | | Net | Open Interest (OI) | | OI (Previous day) | | Change | |
|--------------|----------------|----------------|----------------|----------------|-------------|--------------------|---------------|-------------------|---------------|---------------|--------------|
| | Contract | Value | Contract | Value | Value | Contract | Value | Contract | Value | Contract | Value |
| Index Future | 42683 | 7499 | 28425 | 5043 | 2456 | 159186 | 28806 | 159596 | 28493 | (410) | 313 |
| Index Option | 5444659 | 1008749 | 5443245 | 1009531 | (782) | 1870330 | 343659 | 1567993 | 285409 | 302337 | 58250 |
| Stock Future | 379323 | 25505 | 324226 | 21679 | 3826 | 5844773 | 383304 | 5838888 | 378418 | 5885 | 4886 |
| Stock Option | 959089 | 69526 | 988451 | 71345 | (1819) | 1065345 | 70134 | 961225 | 62076 | 104120 | 8058 |
| Total | 6825754 | 1111279 | 6784347 | 1107598 | 3681 | 8939634 | 825903 | 8527702 | 754396 | 411932 | 71507 |

| FII All Activity-BBG (Rs Cr) | Buy | Sell | Net |
|------------------------------|--------------|--------------|---------------|
| 30-May-25 | 51943 | 56947 | (5004) |
| 2-Jun-25 | 14301 | 16406 | (2106) |
| 3-Jun-25 | 17397 | 20692 | (3295) |
| 4-Jun-25 | 17867 | 16262 | 1605 |
| 5-Jun-25 | 18265 | 18215 | 49 |
| Month to date- June | 67829 | 71575 | (3746) |

| FII (Prov.) (Rs Cr) | Buy | Sell | Net |
|---------------------------|--------------|--------------|---------------|
| 2-Jun-25 | 12839 | 15428 | (2589) |
| 3-Jun-25 | 17063 | 19917 | (2854) |
| 4-Jun-25 | 16576 | 15499 | 1076 |
| 5-Jun-25 | 17879 | 18087 | (208) |
| 6-Jun-25 | 15208 | 14199 | 1010 |
| Month to date-June | 79565 | 83130 | (3566) |

| DII (Prov.) (Rs. Cr) | Buy | Sell | Net |
|---------------------------|--------------|--------------|--------------|
| 2-Jun-25 | 14470 | 9156 | 5314 |
| 3-Jun-25 | 15704 | 9796 | 5908 |
| 4-Jun-25 | 13045 | 10478 | 2567 |
| 5-Jun-25 | 13191 | 10809 | 2382 |
| 6-Jun-25 | 22523 | 13180 | 9342 |
| Month to date-June | 78932 | 53419 | 25513 |

| FII Debt - BBG (Rs. Cr) | Buy | Sell | Net |
|----------------------------|-------------|--------------|---------------|
| 30-May-25 | 2489 | 15773 | (13284) |
| 2-Jun-25 | 2037 | 2776 | (738) |
| 3-Jun-25 | 1808 | 5593 | (3785) |
| 4-Jun-25 | 2132 | 3994 | (1862) |
| 5-Jun-25 | 2237 | 2501 | (264) |
| Month to date- June | 8214 | 14864 | (6650) |

| Market Breadth | BSE | | NSE | |
|----------------|------|-----|------|-----|
| | No. | % | No. | % |
| Advance | 2194 | 53% | 1620 | 55% |
| Decline | 1832 | 44% | 1260 | 43% |
| Unchanged | 130 | 3% | 74 | 3% |

| Market Turnover | 06-Jun | 05-Jun | Var (%) |
|-----------------|----------|----------|---------|
| BSE Cash | 8880 | 7795 | 14% |
| NSE Cash | 132541 | 117116 | 13% |
| NSE Futures | 156633 | 107770 | 45% |
| NSE Options | 12131044 | 52410427 | -77% |
| Total (Rs.Cr) | 12429098 | 52643108 | -76% |

| Volatility Index | 06-Jun | 05-Jun |
|------------------|--------|--------|
| Volatility Index | 14.63 | 15.08 |

| Index PE - TTM | 06-Jun | Yr. High | Yr. Low |
|----------------|--------|----------|---------|
| Sensex | 23.0 | 25.2 | 20.3 |
| Nifty | 22.5 | 24.4 | 19.6 |

Corporate News
L&T to raise ₹500 cr via India's first listed ESG bond deal issuance under SEBI in partnership with HSBC

Infrastructure giant L&T has unveiled a ₹500 cr ESG bond offering, marking the first Indian corporate to issue such bonds under SEBI's newly launched framework for ESG and sustainability-linked bonds. (CNBC)

Tata Steel plans to commission UK electric arc furnace unit by 2027

Company plans to begin construction of its low-carbon, electric arc furnace-based steel production facility in the UK starting July 2025, with operations expected to launch by 2027. (CNBC)

JK Cement acquires 60% stake in J&K-based Saifco Cements for Rs 150 cr

JK Cement has completed the acquisition of a majority 60% stake in Jammu and Kashmir-based Saifco Cements for around ₹150 cr. This makes the JK Organisation group firm the first major cement manufacturer to set up manufacturing operations in Srinagar. (CNBC)

Economy
US trade team said to extend India stay as talks gather momentum

US and India are in trade talks. A US trade team is in India for negotiations. The team has extended its stay, signaling progress. Both countries aim for an early agreement by July. Reciprocal tariffs are facing legal challenges. Piyush Goyal met Howard Lutnick in May. Lutnick is optimistic about a trade deal soon. India hopes to avoid reciprocal tariffs. (ET)

India hits China, Japan and EU with fresh anti-dumping duties on vitamin and rubber chemical imports

The Indian government is placing anti-dumping duties on Vitamin-A Palmitate from China, Japan, Switzerland, and the EU. Duties are also imposed on Insoluble Sulphur from China and Japan. This action protects local manufacturers from low-priced imports. The duties are effective for five years. Investigations revealed unfair pricing practices. (ET)

International
Trump-Musk row slams Tesla shares, \$150 bn in market value wiped out

Meta Platforms is in talks to make an investment that could exceed \$10 bn in artificial intelligence startup Scale AI. Founded in 2016, Scale AI is a data labeling startup backed by tech giants Nvidia, Amazon and Meta. Last valued at nearly \$14 bn. (INV)

| Top 5 Nifty Gainers | 06-Jun | 05-Jun | Var(%) |
|---------------------|--------|--------|--------|
| SHRIRAMFIN | 688 | 651 | 5.6% |
| BAJFINANCE | 9372 | 8934 | 4.9% |
| JSWSTEEL | 1005 | 969 | 3.7% |
| AXISBANK | 1195 | 1159 | 3.1% |
| MARUTI | 12462 | 12126 | 2.8% |
| Top 5 Nifty Losers | 06-Jun | 05-Jun | Var(%) |
| HDFCLIFE | 755 | 762 | -0.9% |
| BEL | 391 | 394 | -0.7% |
| BHARTIARTL | 1870 | 1879 | -0.5% |
| TATASTEEL | 157 | 158 | -0.3% |
| SUNPHARMA | 1679 | 1683 | -0.2% |

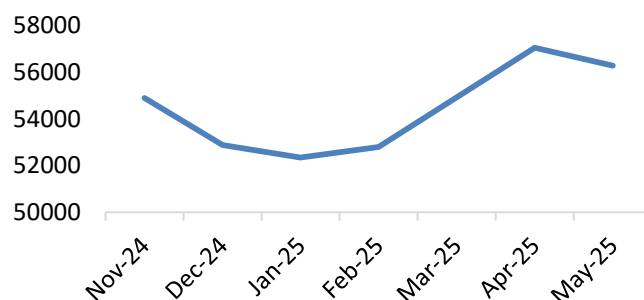
| BSE Index Watch | Last | 1 day | 1 wk | 1 mth | 1 yr |
|-----------------|-------|-------|-------|-------|--------|
| SENSEX | 82189 | 0.9% | 0.9% | 3.4% | 7.2% |
| MIDCAP | 46097 | 0.9% | 2.1% | 9.5% | 4.5% |
| SMLCAP | 53440 | 0.4% | 2.0% | 14.3% | 9.7% |
| AUTO | 53094 | 1.5% | 1.5% | 4.7% | -6.2% |
| BANKEX | 63556 | 1.2% | 0.6% | 4.0% | 12.0% |
| Capital Goods | 70798 | -0.3% | -0.4% | 12.6% | 2.8% |
| FMCG | 20475 | 0.2% | 0.8% | 1.5% | -2.0% |
| Health Care | 43222 | 0.4% | 1.5% | 4.9% | 19.1% |
| IT | 36837 | 0.4% | -0.2% | 4.8% | 2.6% |
| METAL | 31268 | 1.6% | 1.7% | 9.2% | -6.0% |
| Oil & Gas | 27080 | 0.8% | 0.2% | 3.8% | -5.4% |
| Power | 6821 | 0.8% | 0.2% | 7.1% | -11.0% |
| Realty | 8069 | 4.7% | 9.6% | 26.2% | -3.5% |

| Margin Trading Disclosure (Rs. In Cr) | Last | 1 day | 1 wk | 1 mth | 3 mth |
|---------------------------------------|-------|-------|-------|-------|-------|
| Op. Scripwise Outstanding | 81119 | 0.1% | 3.6% | 18.2% | 18.5% |
| Fresh Exposure | 7409 | 14.7% | 15.2% | 40.0% | 61.7% |
| Exposure liquidated | 7312 | 15.2% | 20.6% | 56.2% | 67.5% |
| Closing Net scripwise outstanding | 81217 | 0.1% | 3.3% | 17.3% | 18.3% |

| NSE USD Futures | 06-Jun | 05-Jun | Var (%) |
|----------------------------|--------|--------|---------|
| May Expiry (Rs./\$) | 86.84 | 86.84 | 0.0% |
| June Expiry (Rs./\$) | 86.11 | 86.11 | 0.0% |
| Total Turnover (Rs. Crore) | 1440 | 1509 | -5% |

| Sectors | TTM PE |
|------------------------|--------|
| Auto | 31.25 |
| Auto Ancillary | 42.82 |
| Banking | 14.52 |
| Engineering | 47.65 |
| Cement | 73.4 |
| Diamonds & Jewellery | 44.2 |
| Housing Finance | 24.68 |
| Infrastructure & Const | 28.93 |
| Metals-Aluminium | 30.4 |
| Metal – Steel | 18.22 |
| Oil Expl. | 7.18 |
| Pharma | 9.97 |
| Power – Gen. Supp. | 40.59 |
| Information Tech. | 27.77 |
| Sugar | 19.29 |
| Telecom Serv. Prov. | 38.52 |
| Tyres | 31.92 |

Rebar price (Rs) (Source: BigMint)



| 10 year G-Sec Yield | Current | Previous | Change |
|---------------------|---------|----------|---------|
| US | 4.49% | 4.51% | (1) bps |
| Japan | 1.49% | 1.46% | 3 bps |
| India | 6.29% | 6.25% | 4 bps |
| UK | 4.64% | 4.62% | 3 bps |
| Libor 3 Mths | 4.85% | 4.85% | (0) bps |

| Indian Eco Data | Current | Previous | Var(%) |
|----------------------------|---------|----------|-----------|
| Forex Reserve (US\$ in bn) | 692 | 692 | 0.0% |
| Inflation - WPI | 0.85% | 2.05% | (120) bps |
| Inflation - CPI | 3.16% | 3.34% | (18) bps |

| India GDP | Q3FY25 | Q2FY25 | Var(%) |
|-----------|--------|--------|--------|
| Growth | 7.38% | 6.40% | 98 bps |

| Monetary Policy | Current | Previous | Change |
|--------------------------------------|---------|----------|----------|
| Repo Rate | 5.50% | 6.00% | (50) bps |
| Reverse Repo Rate | 3.35% | 3.35% | 0 bps |
| CRR | 4.00% | 4.00% | 0 bps |
| O/S Banking System Liquidity (Rs bn) | 3014 | 2903 | 111.3 |

| IIP Growth % | Mar-25 | Mar-24 | Apr-Feb |
|---------------|--------|--------|---------|
| IIP | 2.7 | 5.2 | 3.5 |
| Capital Goods | 2.4 | 7.0 | 6.2 |
| Mining | 0.4 | 1.3 | 2.2 |
| Manufacturing | 3.0 | 5.9 | 4.2 |
| Electricity | 6.3 | 8.6 | 3.8 |

ADR Price Movement

| Company | Price (US\$) | Volume | Previous Day Price | Volume | Variance (%) | No. of Share Per ADR | ADR Price (Rs.) | BSE Price | Variance (%) |
|--------------|-----------------|---------|-----------------------|---------|-----------------|-------------------------|--------------------|--------------|-----------------|
| Infosys Tech | 18.20 | 6426289 | 17.93 | 9591066 | 1.51% | 1 | 1558.60 | 1563.80 | -0.3% |
| Wipro | 2.89 | 2915641 | 2.86 | 3670967 | 1.05% | 1 | 247.49 | 248.59 | -0.4% |
| Dr.Reddy's | 15.55 | 1471130 | 15.53 | 3753621 | 0.13% | 1 | 1331.66 | 1320.90 | 0.8% |
| ICICI Bank | 34.18 | 2673652 | 33.81 | 4424009 | 1.09% | 2 | 1463.54 | 1459.70 | 0.3% |
| HDFC Bank | 77.48 | 3232753 | 75.71 | 1801376 | 2.34% | 3 | 2211.73 | 1978.70 | 11.8% |

GDR's (US\$)

| | Prices | Prev. Close | Change | Var % |
|-----|--------|-------------|--------|-------|
| L&T | 42.65 | 42.45 | 0.2 | 0.5% |
| RIL | 67.00 | 66.70 | 0.3 | 0.4% |
| SBI | 94.70 | 94.40 | 0.3 | 0.3% |

| US Economy Data | Current | Previous |
|---------------------|---------|----------|
| Inflation (%) (YoY) | 2.30% | 2.40% |
| Unemployment (%) | 4.20% | 4.20% |

| Interest Rate (%) | Current | Previous |
|-------------------|---------|----------|
| Fed Rate | 4.50% | 4.50% |

| US GDP | Q2CY25 | Q1CY25 |
|-------------------------|--------|--------|
| Growth (QoQ Annualized) | -0.20% | 2.40% |

| China Economy Data | Current | Previous |
|---------------------|---------|----------|
| GDP | 5.40% | 5.40% |
| Inflation – CPI (%) | -0.10% | -0.10% |

Economic Calendar

| | Date |
|-------------------------------------|---------|
| Indian GDP Data | 29 Aug |
| Indian Inflation Data CPI | 12 Jun |
| Indian Inflation Data WPI | 16 Jun |
| Indian Monetary Policy | 06 Aug |
| India's Industrial Production (IIP) | 29 Jun |
| US Inflation Data | 11 Jun |
| US GDP | 26 Jun |
| US Unemployment Data | 03 July |
| US Fed Rate | 18 Jun |
| China GDP | 15 July |
| China Inflation Data | 09 Jun |

Event Update

| Name | Date | Purpose |
|--|----------|--|
| 7NR Retail Ltd. | 09/06/25 | Right Issue of Equity Shares |
| Nelco Ltd. | 09/06/25 | Rs.1.00 per share(10%)Dividend |
| Asian Paints Ltd. | 10/06/25 | Rs.20.55 per share(2055%)Final Dividend |
| Indian Bank | 10/06/25 | Rs.16.25 per share(162.5%)Final Dividend |
| Johnson Controls - Hitachi Air Conditioning India Ltd. | 10/06/25 | Rs.15.00 per share(150%)Final Dividend |
| Tata Investment Corporation Ltd. | 10/06/25 | Rs.27.00 per share(270%)Final Dividend |
| Vesuvius India Ltd. | 10/06/25 | Stock Split from Rs.10/- to Re.1/- |
| Murae Organisor Ltd. | 11/06/25 | Stock Split from Rs.2/- to Re.1/- |
| Sameera Agro & Infra Ltd. | 11/06/25 | Bonus |
| Tata Elxsi Ltd. | 11/06/25 | Rs.75.00 per share(750%)Dividend |
| Avantel Ltd. | 12/06/25 | Rs.0.20 per share(10%)Final Dividend |
| Jeena Sikho Lifecare Ltd. | 12/06/25 | Split/Subdivision |
| Swastik Safe Deposit & Investments Ltd. | 12/06/25 | Rs.1.00 per share(10%)Final Dividend |
| Tata Chemicals Ltd. | 12/06/25 | Rs.11.00 per share(110%)Final Dividend |
| Trent Ltd. | 12/06/25 | Rs.5.00 per share(500%)Final Dividend |
| ACC Ltd. | 13/06/25 | Rs.7.50 per share(75%)Final Dividend |
| Adani Enterprises Ltd. | 13/06/25 | Rs.1.30 per share(130%)Final Dividend |
| Adani Ports and Special Economic Zone Ltd. | 13/06/25 | Rs.7.00 per share(350%)Final Dividend |
| Adani Total Gas Ltd. | 13/06/25 | Rs.0.25 per share(25%)Dividend |
| Alufluoride Ltd. | 13/06/25 | Rs.3.00 per share(30%)Final Dividend |
| Ambuja Cements Ltd. | 13/06/25 | Rs.2.00 per share(100%)Dividend |
| Apcotex Industries Ltd. | 13/06/25 | Rs.4.50 per share(225%)Final Dividend |
| BCPL Railway Infrastructure Ltd. | 13/06/25 | Rs.1.00 per share(10%)Final Dividend |
| Canara Bank | 13/06/25 | Rs.4.00 per share(200%)Final Dividend |
| DAM Capital Advisors Ltd. | 13/06/25 | Rs.1.00 per share(50%)Final Dividend |
| Eimco Elecon (India) Ltd. | 13/06/25 | Rs.5.00 per share(50%)Final Dividend |
| Elecon Engineering Company Ltd. | 13/06/25 | Rs.1.50 per share(150%)Final Dividend |
| Indegene Ltd. | 13/06/25 | Rs.2.00 per share(100%)Final Dividend |
| JM Financial Ltd. | 13/06/25 | Rs.2.70 per share(270%)Dividend |
| Piramal Enterprises Ltd. | 13/06/25 | Rs.11.00 per share(550%)Final Dividend |

Bulk Deal As On 06/06/25

| BSE | | | | | |
|---------------|---------------|---------------------------------------|------|----------|---------|
| Security Code | Security Name | Client Name | Deal | Quantity | Price |
| 540615 | 7NR | MAKWANA DIXIT CHANDUBHAI | S | 195801 | 7.85 |
| 517096 | APLAB | NIRMITKUMAR ASHOKKUMAR PATEL | B | 65724 | 42.07 |
| 517096 | APLAB | SHAH DIPAK KANAYALAL | S | 106084 | 42.2 |
| 540135 | ARCFIN | SAJM GLOBAL IMPEX PRIVATE LIMITED | S | 23515844 | 1.47 |
| 544061 | AZAD | IRAGE BROKING SERVICES LLP | S | 826652 | 1629.82 |
| 544061 | AZAD | IRAGE BROKING SERVICES LLP | B | 160095 | 1610.93 |
| 539770 | DARJEELING | MERU INVESTMENT FUND PCC- CELL 1 | S | 17000 | 32.78 |
| 541299 | DLCL | ARJAN LAL CHANDANI | S | 52000 | 14.75 |
| 517170 | EDVENSWA | MSB E TRADE SECURITIES LIMITED | B | 200000 | 46.7 |
| 517170 | EDVENSWA | NITN KAPOOR | S | 200000 | 46.7 |
| 508980 | FRONTCAP | M7 GLOBAL FUND PCC - CELL DEWCAP FUND | S | 135061 | 18.9 |
| 512443 | GANONPRO | MR VINOD | S | 50000 | 10.82 |
| 531723 | GATECH | MISTERKAPOORKESHRI | S | 10000 | 1.02 |
| 531723 | GATECH | MISTERKAPOORKESHRI | B | 3535200 | 1.02 |
| 531723 | GATECH | TEUDDY TECHNOLOGY PRIVATE LIMITED | S | 5523156 | 1.02 |
| 531723 | GATECH | TEUDDY TECHNOLOGY PRIVATE LIMITED | B | 1400000 | 1.02 |
| 544156 | GCONNECT | JIGAR VINODBHAI SHETH | S | 52500 | 20.03 |
| 544156 | GCONNECT | MAHETA HETAL MANHARLAL | B | 49500 | 20.02 |
| 544156 | GCONNECT | POOJAN PARESHBHAI SHAH | B | 40500 | 19.99 |
| 544156 | GCONNECT | VINOD VENILAL SHETH | S | 52500 | 20 |
| 532015 | GRAVITY | DAKSHABEN RASIKLAL THAKKAR | S | 200000 | 6.06 |
| 523277 | GVFILM | LAXMANBHAI MAFABHAI CHAUDHARI | S | 11200158 | 0.34 |
| 534422 | LOOKS | MAXGAINZ FINSERVE PRIVATE LIMITED | S | 150000 | 4.91 |
| 514060 | MARKOBENZ | DHANJIT REAL TRADE LLP | B | 414320 | 10.73 |
| 514060 | MARKOBENZ | JR SEAMLESS PRIVATE LIMITED | S | 401323 | 10.73 |
| 539767 | MNIL | HIMANSHU RAJPUT | B | 26200 | 24.79 |
| 539767 | MNIL | POOJA VERMA | S | 26000 | 24.8 |
| 530167 | MONGIPA | SUDHANSHU KANDA | S | 64919 | 19.54 |
| 542724 | MURAE | ALKABEN PRADIPKUMAR SHAH | S | 6938607 | 2.24 |
| 542724 | MURAE | ALKABEN PRADIPKUMAR SHAH | B | 6917267 | 2.23 |
| 542724 | MURAE | HITESH SINGH | B | 65619 | 2.23 |
| 542724 | MURAE | HITESH SINGH | S | 12965619 | 2.24 |
| 542724 | MURAE | KULDEEP RANVIRSINGH TOMAR | S | 18292282 | 2.24 |
| 543207 | NATURAL | ANTIM RANI | B | 205296 | 12.73 |
| 511658 | NETTLINX | NIKHIL SANTOSH OSWAL | S | 164280 | 24.46 |
| 511658 | NETTLINX | ROHITH LOKA REDDY | B | 400000 | 24.47 |
| 540243 | NEWLIGHT | PAKHI MULTITRADE LLP | S | 466000 | 1.91 |
| 543578 | OLATECH | ROHAN SUDHAKAR JADHAV | S | 24050 | 237.82 |
| 532340 | OMNIAx | SUNIL MISHRA | S | 50055 | 2.75 |
| 530095 | PRADHIN | GAUTAM RAJ | S | 30000000 | 0.32 |
| 530095 | PRADHIN | GAUTAM RAJ | B | 845705 | 0.32 |
| 500069 | QUESTCAP | LOVEY KAPUR | S | 98000 | 392.25 |
| 532217 | SIELFNS | AVEEN KAUR SOOD | S | 90535 | 8.15 |
| 516108 | STHINPA | MIHAS HARENDRA SETALVAD | S | 99920 | 85.69 |
| 516108 | STHINPA | RIGID CONTAINERS PRIVATE LIMITED | B | 100000 | 85.68 |
| 509945 | THACKER | ARUNKUMAR MAHABIRPRASAD JATIA | B | 10038 | 1395.02 |
| 509945 | THACKER | STONE MASTERS INDIA PRIVATE LIMITED | S | 10000 | 1395 |
| 523752 | TIHIL | STROTRAM GLOBE PRIVATE LIMITED | B | 185389 | 18.85 |
| 521005 | TITANIN | LUCA INFRASTRUCTURES PRIVATE LIMITED | B | 214480 | 14.52 |
| 543436 | WITS | MMD SECURITIES PVT LTD | B | 4800 | 229.46 |
| 543436 | WITS | NARENDRAKUMAR BECHARPURA PATEL | S | 2400 | 225.65 |

NSE

| Security Code | Security Name | Client Name | Deal | Quantity | Price |
|---------------|--------------------------|---|------|----------|---------|
| AGSTRA | AGS Transact Tech Ltd | DEVI TRADERS LLP | BUY | 1023002 | 5.19 |
| AGSTRA | AGS Transact Tech Ltd | ISHAAN TRADEFIN LLP | SELL | 642984 | 5.16 |
| ARVSMART | Arvind SmartSpaces Ltd | KAUSALYA REALSERVE LLP . | SELL | 503038 | 695.39 |
| AVANTEL | Avantel Limited | LAKSHMEE FOUNDATION | SELL | 1500000 | 174.38 |
| AZAD | Azad Engineering Limited | NOMURA INDIA INVESTMENT FUND MOTHER FUND | BUY | 410515 | 1616.85 |
| AZAD | Azad Engineering Limited | RAKESH CHOPDAR | SELL | 3167702 | 1623.78 |
| BAJAJFINSV | Bajaj Finserv Limited | ADITYA BIRLA SUN LIFE MUTUAL FUND | BUY | 1298684 | 1925.2 |
| BAJAJFINSV | Bajaj Finserv Limited | ASK ABSOLUTE RETURN FUND | BUY | 111394 | 1925.2 |
| BAJAJFINSV | Bajaj Finserv Limited | BAJAJ HOLDINGS AND INVESTMENT LIMITED | SELL | 10400000 | 1925.2 |
| BAJAJFINSV | Bajaj Finserv Limited | BAJAJ HOLDINGS AND INVESTMENT LIMITED | SELL | 10400000 | 1925.2 |
| BAJAJFINSV | Bajaj Finserv Limited | BARCLAYS MERCHANT BANK (SINGAPORE) LIMITED | BUY | 53468 | 1925.2 |
| BAJAJFINSV | Bajaj Finserv Limited | BOFA SECURITIES EUROPE SA | BUY | 311903 | 1925.2 |
| BAJAJFINSV | Bajaj Finserv Limited | BOFA SECURITIES EUROPE SA - ODI | BUY | 1309986 | 1925.2 |
| BAJAJFINSV | Bajaj Finserv Limited | CITIGROUP GLOBAL MARKETS MAURITIUS PVT LTD | BUY | 289624 | 1925.2 |
| BAJAJFINSV | Bajaj Finserv Limited | COPTHALL MAURITIUS INVESTMENT LIMITED | BUY | 66837 | 1925.2 |
| BAJAJFINSV | Bajaj Finserv Limited | DFC EMERGING MARKETS EQUITY FUND | BUY | 420 | 1925.2 |
| BAJAJFINSV | Bajaj Finserv Limited | DSP MUTUAL FUND | BUY | 54592 | 1925.2 |
| BAJAJFINSV | Bajaj Finserv Limited | EASTSPRING INVESTMENTS INDIA CONSUMER EQUITY OPEN LIMITED | BUY | 235000 | 1925.2 |
| BAJAJFINSV | Bajaj Finserv Limited | EASTSPRING INVESTMENTS INDIA EQUITY FUND | BUY | 210000 | 1925.2 |
| BAJAJFINSV | Bajaj Finserv Limited | EASTSPRING INVESTMENTS INDIA EQUITY OPEN LIMITED | BUY | 195988 | 1925.2 |
| BAJAJFINSV | Bajaj Finserv Limited | EDELWEISS MUTUAL FUND | BUY | 519481 | 1925.2 |
| BAJAJFINSV | Bajaj Finserv Limited | GOLDMAN SACHS (SINGAPORE) PTE | BUY | 222788 | 1925.2 |
| BAJAJFINSV | Bajaj Finserv Limited | GOLDMAN SACHS INVESTMENTS (MAURITIUS) I LIMITED SHORT TERM | BUY | 222788 | 1925.2 |
| BAJAJFINSV | Bajaj Finserv Limited | HDFC MUTUAL FUND | BUY | 1165845 | 1925.2 |
| BAJAJFINSV | Bajaj Finserv Limited | ICICI PRUDENTIAL LIFE INSURANCE COMPANY LIMITED | BUY | 467533 | 1925.2 |
| BAJAJFINSV | Bajaj Finserv Limited | ICICI PRUDENTIAL MUTUAL FUND | BUY | 7792208 | 1925.2 |
| BAJAJFINSV | Bajaj Finserv Limited | INDIA ACORN ICAV - ASHOKA WHITEOAK EMERGING MARKETS EQUITY FUND | BUY | 135065 | 1925.2 |
| BAJAJFINSV | Bajaj Finserv Limited | INSTITUTIONAL VANDHA A/C | BUY | 123139 | 1925.2 |
| BAJAJFINSV | Bajaj Finserv Limited | JAMNALAL SONS PRIVATE LIMITED | SELL | 18200000 | 1925.2 |
| BAJAJFINSV | Bajaj Finserv Limited | JAMNALAL SONS PRIVATE LIMITED | SELL | 18200000 | 1925.2 |
| BAJAJFINSV | Bajaj Finserv Limited | JAPAN TRUSTEES SERVICE BANK LTD A/C JF INDIA EQUITY OPEN MOTHER FUND | BUY | 69409 | 1925.2 |
| BAJAJFINSV | Bajaj Finserv Limited | JP MORGAN FUNDS | BUY | 186577 | 1925.2 |
| BAJAJFINSV | Bajaj Finserv Limited | JPMORGAN INDIA FUND | BUY | 283430 | 1925.2 |
| BAJAJFINSV | Bajaj Finserv Limited | JPMORGAN INDIAN INVESTMENT TRUST PLC | BUY | 465408 | 1925.2 |
| BAJAJFINSV | Bajaj Finserv Limited | LANSFORSKRINGAR TILLVAXTMARKNAD AKTIV | BUY | 4811 | 1925.2 |
| BAJAJFINSV | Bajaj Finserv Limited | LEADING LIGHT FUND VCC - THE TRIUMPH FUND | BUY | 75748 | 1925.2 |
| BAJAJFINSV | Bajaj Finserv Limited | MORGAN STANLEY ASIA SINGAPORE PTE | BUY | 133674 | 1925.2 |
| BAJAJFINSV | Bajaj Finserv Limited | MORGAN STANLEY ASIA SINGAPORE PTE | BUY | 2178856 | 1925.2 |
| BAJAJFINSV | Bajaj Finserv Limited | NOMURA SINGAPORE LIMITED | BUY | 53471 | 1925.2 |
| BAJAJFINSV | Bajaj Finserv Limited | NTCC COLL FUNDS FOR EMPLOYEE BENEFIT TRUST -NTCC EMERGING MARKETS FUND FEBT | BUY | 2043 | 1925.2 |
| BAJAJFINSV | Bajaj Finserv Limited | OP-INDIA FUND | BUY | 40333 | 1925.2 |
| BAJAJFINSV | Bajaj Finserv Limited | PRUDENTIAL ASSET MGT (SINGAPORE) A/C PRU AST MGT SINGAPORE AC INT OPP FD DRAGON PEACOCK | BUY | 41121 | 1925.2 |
| BAJAJFINSV | Bajaj Finserv Limited | PRUDENTIAL ASSET MGT. (SINGAPORE) A/C DRAGON PEACOCK INVESTMENTS LTD | BUY | 62642 | 1925.2 |

| | | | | | |
|------------|---------------------------|---|------|---------|--------|
| BAJAJFINSV | Bajaj Finserv Limited | SBI LIFE INSURANCE COMPANY LIMITED | BUY | 311689 | 1925.2 |
| BAJAJFINSV | Bajaj Finserv Limited | SBI MUTUAL FUND | BUY | 7792208 | 1925.2 |
| BAJAJFINSV | Bajaj Finserv Limited | SCOTIA PRIVATE EMERGING MARKETS POOL | BUY | 1041 | 1925.2 |
| BAJAJFINSV | Bajaj Finserv Limited | SOCIETE GENERALE | BUY | 1011452 | 1925.2 |
| BAJAJFINSV | Bajaj Finserv Limited | TARA EMERGING ASIA LIQUID FUND | BUY | 51952 | 1925.2 |
| BAJAJFINSV | Bajaj Finserv Limited | TATA EQUITY PLUS ABSOLUTE RETURNS FUND | BUY | 103897 | 1925.2 |
| BAJAJFINSV | Bajaj Finserv Limited | TATA MUTUAL FUND | BUY | 454284 | 1925.2 |
| BAJAJFINSV | Bajaj Finserv Limited | THE INCUBATION FUND LIMITED | BUY | 23 | 1925.2 |
| BAJAJFINSV | Bajaj Finserv Limited | VANGUARD EMERGING MARKETS SELECT STOCK FUND | BUY | 4844 | 1925.2 |
| BAJAJFINSV | Bajaj Finserv Limited | VIRIDIAN ASIA OPPORTUNITIES MASTER FUND | BUY | 445575 | 1925.2 |
| BAJAJFINSV | Bajaj Finserv Limited | WELLINGTON MANAGEMENT FUNDS (LUXEMBOURG) III SICAV - WELLINGTON EMERGING MAR RESEACH EQ CORE FD | BUY | 921 | 1925.2 |
| BAJAJFINSV | Bajaj Finserv Limited | WMF (LUXEMBOURG)- WELLINGTON EMERGING MARKETS RESEARCH EQUITY FUND | BUY | 11575 | 1925.2 |
| BAJAJFINSV | Bajaj Finserv Limited | WMF LUXEMBOURG II SICAV WELLINGTON GLOBAL MULTI ASSET TARGET RETURN FUND | BUY | 552 | 1925.2 |
| BAJAJFINSV | Bajaj Finserv Limited | WTCNAM CIF TRUST II EMERGING MARKETS RESEARCH EQUITY PORTFOLIO | BUY | 6630 | 1925.2 |
| BAJAJFINSV | Bajaj Finserv Limited | WTCNAM COMMON TRUST FUNDS TRUST EMERGING MARKETS RESEARCH EQUITY PORTFOLIO | BUY | 13724 | 1925.2 |
| BAJAJFINSV | Bajaj Finserv Limited | ZURICH INVEST INSTITUTIONAL FUNDS - ZIF AKTIEN EMERGING MARKETS | BUY | 5367 | 1925.2 |
| CHAMUNDA | Chamunda Electrical Ltd | EUROPLUS ONE REALTY PRIVATE LIMITED | BUY | 63000 | 43.69 |
| CHAMUNDA | Chamunda Electrical Ltd | FINAVENUE GROWTH FUND | SELL | 90000 | 43.05 |
| GENSOL | Gensol Engineering Ltd | MULTIPLIER SHARE & STOCK ADVISORS PRIVATE LIMITED | BUY | 388000 | 54.75 |
| JAYSREETEA | Jayashree Tea Ltd. | MAHAVEER EQUIBIZ | SELL | 146208 | 114.97 |
| MAHASTEEL | Mahamaya Steel Inds Ltd | KULDIP SINGH RATHEE | BUY | 90000 | 302 |
| MAHLIFE-RE | Mahindra Lifespace RE | VANGUARD ESG INTERNATIONAL STOCK ETF | SELL | 527307 | 63.6 |
| MCON | Mcon Rasayan India Ltd | EUROPLUS ONE REALTY PRIVATE LIMITED | BUY | 44000 | 114.95 |
| OLIL | Oneclick Logistics Ind L | JYOTI AJAY KUMAR GUPTA | SELL | 24000 | 182.32 |
| PREMIUM | Premium Plast Limited | ANKIT GIRISHBHAI KANAKIA | SELL | 111000 | 43 |
| PREMIUM | Premium Plast Limited | CATALYST NEW INDIA FUND | BUY | 249000 | 43 |
| PREMIUM | Premium Plast Limited | PARASRAMPURIA FINSTOCK PRIVATE LIMITED | SELL | 102000 | 43 |
| RBLBANK | RBL Bank Limited | OXBOW MASTER FUND LIMITED | SELL | 3870511 | 210.34 |
| SRPL | Shree Ram Proteins Ltd. | HARBIR SINGH CHADHA | SELL | 1298898 | 0.73 |
| UNIVASTU | Univastu India Limited | VARUN KRISHNAVTAR KABRA | BUY | 66680 | 247.83 |
| UNIVASTU | Univastu India Limited | VARUN KRISHNAVTAR KABRA | SELL | 66680 | 250.63 |
| USHAFIN | Usha Financial Services L | COPTHALL MAURITIUS INVESTMENT LIMITED | SELL | 123200 | 79.4 |
| USHAFIN | Usha Financial Services L | EPOCH SYNTHETICS PRIVATE LIMITED | BUY | 120000 | 79.4 |
| ZFCVINDIA | ZF Com Ve Ctr Sys Ind Ltd | ADITYA BIRLA SUNLIFE MUTUAL FUND | BUY | 123109 | 13191 |
| ZFCVINDIA | ZF Com Ve Ctr Sys Ind Ltd | ADITYA BIRLA SUNLIFE MUTUAL FUND | BUY | 123109 | 13191 |
| ZFCVINDIA | ZF Com Ve Ctr Sys Ind Ltd | BANDHAN MUTUAL FUND | BUY | 10999 | 13191 |
| ZFCVINDIA | ZF Com Ve Ctr Sys Ind Ltd | CITIGROUP GLOBAL MARKETS MAURITIUS PVT LTD | BUY | 37041 | 13191 |
| ZFCVINDIA | ZF Com Ve Ctr Sys Ind Ltd | EDELWEISS MUTUAL FUND | BUY | 10997 | 13191 |
| ZFCVINDIA | ZF Com Ve Ctr Sys Ind Ltd | FRANKLIN TEMPLETON MUTUAL FUND | BUY | 140217 | 13191 |
| ZFCVINDIA | ZF Com Ve Ctr Sys Ind Ltd | FRANKLIN TEMPLETON MUTUAL FUND | BUY | 140217 | 13191 |

| | | | | | |
|-----------|---------------------------|--|------|--------|-------|
| ZFCVINDIA | ZF Com Ve Ctr Sys Ind Ltd | GHISALLO MASTER FUND LP | BUY | 7631 | 13191 |
| ZFCVINDIA | ZF Com Ve Ctr Sys Ind Ltd | GOLDMAN SACHS (SINGAPORE) PTE | BUY | 13000 | 13191 |
| ZFCVINDIA | ZF Com Ve Ctr Sys Ind Ltd | HDFC STANDARD LIFE INSURANCE COMPANY LIMITED | BUY | 18977 | 13191 |
| ZFCVINDIA | ZF Com Ve Ctr Sys Ind Ltd | ICICI PRUDENTIAL MUTUAL FUND | BUY | 15097 | 13191 |
| ZFCVINDIA | ZF Com Ve Ctr Sys Ind Ltd | INVESCO MUTUAL FUND | BUY | 30013 | 13191 |
| ZFCVINDIA | ZF Com Ve Ctr Sys Ind Ltd | KOTAK MAHINDRA MUTUAL FUND | BUY | 7635 | 13191 |
| ZFCVINDIA | ZF Com Ve Ctr Sys Ind Ltd | NIPPON INDIA MUTUAL FUND | BUY | 18977 | 13191 |
| ZFCVINDIA | ZF Com Ve Ctr Sys Ind Ltd | SOCIETE GENERALE | BUY | 35694 | 13191 |
| ZFCVINDIA | ZF Com Ve Ctr Sys Ind Ltd | SUNDARAM MUTUAL FUND | BUY | 123113 | 13191 |
| ZFCVINDIA | ZF Com Ve Ctr Sys Ind Ltd | SUNDARAM MUTUAL FUND | BUY | 123113 | 13191 |
| ZFCVINDIA | ZF Com Ve Ctr Sys Ind Ltd | UTI MUTUAL FUND | BUY | 7633 | 13191 |
| ZFCVINDIA | ZF Com Ve Ctr Sys Ind Ltd | WABCO ASIA PRIVATE LIMITED | SELL | 600133 | 13191 |
| ZFCVINDIA | ZF Com Ve Ctr Sys Ind Ltd | WABCO ASIA PRIVATE LIMITED | SELL | 600133 | 13191 |

Disclosure:

Research Reports that are published by Nirmal Bang Securities Private Limited (hereinafter referred to as "NBSPL") are for private circulation only. NBSPL is a registered Research Analyst under SEBI (Research Analyst) Regulations, 2014 having Registration no. INH000001766. NBSPL is also a registered Stock Broker with National Stock Exchange of India Limited, BSE Limited, Metropolitan Stock Exchange of India Limited, Multi Commodity Exchange of India Limited and , National Commodity and Derivative Exchange Limited in Capital Market , Equity and Commodities derivatives segments and Currency Derivatives Segment .

NBSPL has other business divisions with independent research teams separated by Chinese walls, and therefore may, at times, have different or contrary views on stocks and markets.

NBSPL or its associates have not been debarred / suspended by SEBI or any other regulatory authority for accessing / dealing in securities Market since last 20 years. NBSPL, its associates or analyst or his relatives do not hold any financial interest (Except Investment) in the subject company. NBSPL or its associates or Analyst do not have any conflict or material conflict of interest at the time of publication of the research report with the subject company. NBSPL or its associates or Analyst or his relatives may or may not hold beneficial ownership of 1% or more in the subject company at the end of the month immediately preceding the date of publication of this research report.

NBSPL or its associates / analyst has not received any compensation / managed or co-managed public offering of securities of the company covered by Analyst during the past twelve months. NBSPL or its associates have not received any compensation or other benefits from the company covered by Analyst or third party in connection with the research report. Analyst has not served as an officer, director or employee of Subject Company. NBSPL / analyst has not been engaged in market making activity of the subject company.

Analyst Certification: The research analysts and authors of these reports, hereby certify that the views expressed in this research report accurately reflects my/our personal views about the subject securities, issuers, products, sectors or industries. It is also certified that no part of the compensation of the analyst(s) was, is, or will be directly or indirectly related to the inclusion of specific recommendations or views in this research. The analyst(s) principally responsible for the preparation of this research report and has taken reasonable care to achieve and maintain independence and objectivity in making any recommendations.

Disclaimer:

The Research Report is for the personal information of the authorized recipient and does not construe to be any investment, legal or taxation advice. NBSPL is not soliciting any action based upon it. Nothing in the research report shall be construed as a solicitation to buy or sell any security or product, or to engage in or refrain from engaging in any such transaction. In preparing the research report, we did not take into account the investment objectives, financial situation and particular needs of the reader.

The research report has been prepared for the general use of the clients of NBSPL and must not be copied, either in whole or in part, or distributed or redistributed to any other person in any form. If you are not the intended recipient you must not use or disclose the information in the research report in any way. Though disseminated to all the customers simultaneously, not all customers may receive the research report at the same time. NBSPL will not treat recipients as customers by virtue of their receiving the research report. The research report is not directed or intended for distribution to or use by any person or entity resident in a state, country or any jurisdiction, where such distribution, publication, availability or use would be contrary to law, regulation or which would subject NBSPL & its group companies to registration or licensing requirements within such jurisdictions.

The report is based on the information obtained from sources believed to be reliable, but we do not make any representation or warranty that it is accurate, complete or up-to-date and it should not be relied upon as such. We accept no obligation to correct or update the information or opinions in it. NBSPL or any of its affiliates or employees shall not be in any way responsible for any loss or damage that may arise to any person from any inadvertent error in the information contained in the research report. NBSPL or any of its affiliates or employees do not provide, at any time, any express or implied warranty of any kind, regarding any matter pertaining to this report, including without limitation the implied warranties of merchantability, fitness for a particular purpose, and non-infringement. The recipients of the research report should rely on their own investigations.

This information is subject to change without any prior notice. NBSPL reserves its absolute discretion and right to make or refrain from making modifications and alterations to this statement from time to time. Nevertheless, NBSPL is committed to providing independent and transparent recommendations to its clients, and would be happy to provide information in response to specific client queries.

Before making an investment decision on the basis of research report, the reader needs to consider, with or without the assistance of an adviser, whether the advice is appropriate in light of their particular investment needs, objectives and financial circumstances. There are risks involved in securities trading. The price of securities can and does fluctuate, and an individual security may even become valueless. International investors are reminded of the additional risks inherent in international investments, such as currency fluctuations and international stock market or economic conditions, which may adversely affect the value of the investment. Opinions expressed are subject to change without any notice. Neither the company nor the director or the employees of NBSPL accept any liability whatsoever for any direct, indirect, consequential or other loss arising from any use of the research report and/or further communication in relation to the research report. Here it may be noted that neither NBSPL, nor its directors, employees, agents or representatives shall be liable for any damages whether direct or indirect, incidental, special or consequential including lost revenue or lost profit that may arise from or in connection with the use of the information contained in the research report.

Copyright of this document vests exclusively with NBSPL.

Our reports are also available on our website

Registration granted by SEBI and certification from NISM in no way guarantee performance of NBSPL or provide any assurance of returns to investors.

Nirmal Bang Research (Division of Nirmal Bang Securities Pvt. Ltd.)

B-2, 301/302, Marathon Innova,
Opp. Peninsula Corporate Park
Off. Ganpatrao Kadam Marg
Lower Parel(W), Mumbai-400013
Board No. : 91 22 6723 8000/8001
Fax. : 022 6723 8010